

LCS-6210D Hard Disk/Floppy Controller Settings and Configuration

LONGSHINE MICROSYSTEM, INC. LCS-6210D

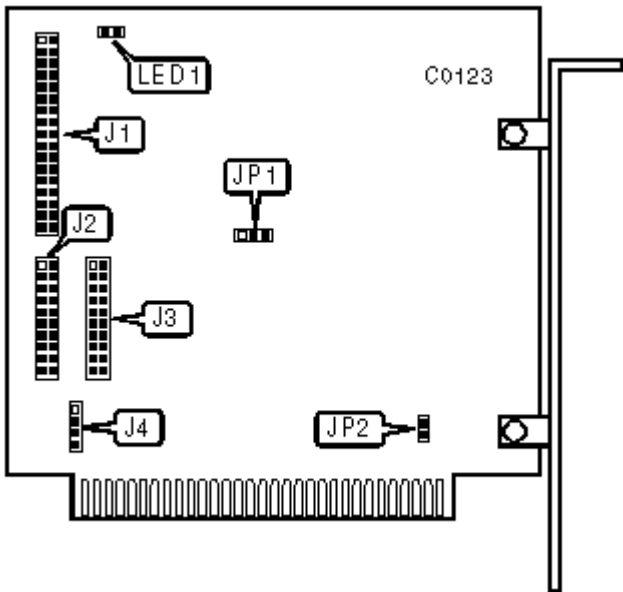
Data bus: 8-bit, ISA

Size: Half-length, full-height card

Hard drives supported: Two MFM ST506/ST412 drives

Floppy drives supported: None

Maximum heads/cyl.: 16 heads and 1024 cylinders



CONNECTIONS

Function

Location

34-pin control cable connector-hard drive	J1
20-pin data cable connector-drive 0	J2
20-pin data cable connector-drive 1	J3
5-pin connector-DC power	J4
4-pin connector-drive active LED	LED1

USER CONFIGURABLE SETTINGS

	Function	Location	Setting
»	8 heads or less	JP1	pins 1 & 2 closed
	9 to16 heads	JP1	pins 2 & 3 closed
»	BIOS base address C8000h	JP2	open
	BIOS base address E8000h	JP2	closed

Search

[▲ Top](#)

[◀ Prev](#)

[Up](#)

[Next ▶](#)

Topics

Articles

Development

Books

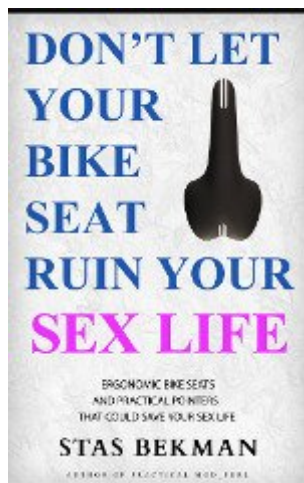
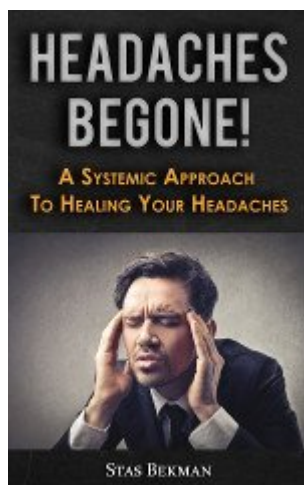
Teaching

Photography

Bits and Pieces

TULARC

My Books



Discover

[[Privacy Policy](#) | [Terms of Use](#) | [About Us](#) | [Search](#)]

© 1999-2021 [StasoSphere.com](#)